

Excalibur Herringbone

Maximize parlor productivity and profitability



Excalibur! Engineered for speed and efficiency.

Exit-Reel – the revolving exit gate takes command of the stall exit and reloading cycle to maximize productivity and parlor throughput. The operator touches the 'exit' button then steps to the entrance lane while the Exit-Reel:

1. Begins rotating, "leading" cows from their stalls.
2. Pauses at mid-turn to allow cows to walk forward.
3. Resumes rotating, gently "usher-ing" cows away from the stalls and opens the stall entrance gate after it completes the turn. The operator is already in position to begin reloading stalls.

Alternative Exit Choices: All-Exit "tilt-up" and economical Fastlane™ exiting system.



Begin



Pause




Exit

Grow with
BOUMATIC
www.Bou-Matic.com

Excalibur! Engineered for speed and efficiency.

ZipAttach automatic hose support arm – Automatically aligns the milk hose to milking unit as teacups are being attached, then maintains hose alignment during milking thereby eliminating 20% of the attach routine process.




Optional folding-Arm hose support – Stainless steel articulating arm with counter-balanced vertical adjustment provides versatile unit positioning and superior reliability.

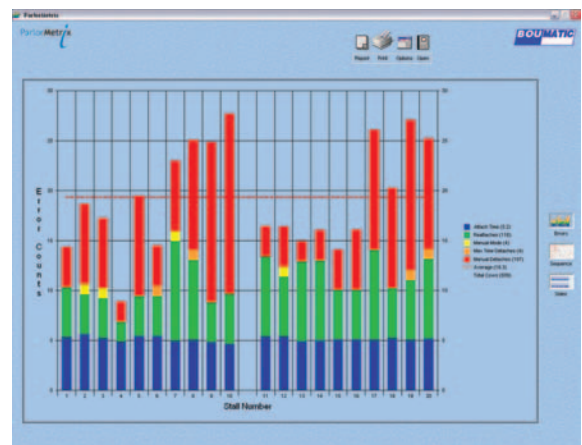


Excalibur! Imbedded intelligence to maximize parlor productivity.

Imbedded parlor-productivity intelligence at each milking stall – Select ParlorMetrix controllers to analyze milking routine productivity or choose ProVantage controllers with milk meters for comprehensive cow and parlor performance information



Time stamped milking events



Parlor stall performance

Excalibur is Exceedingly Sanitary!

Patented elevated sanitary troughs – Sanitary troughs are built into the rump panel, right where cows need it! When put to use, the trough is in the line of fire - not someone standing nearby. The elevated sanitary trough eliminates the need for floor grates so cows can stand more calmly on solid flooring.

JetterCurb – Excalibur features robust fold-down jetter doors integrated within polished stainless steel curbing. The integrated jettters conserve space and reduce clutter.



JetterCurb



Sanitary troughs



Bou-Matic – 1919 S. Stoughton Rd. • P.O. Box 8050 • Madison, WI 53708, U.S.A.
Telephone (1) 608-222-3484 • Fax (1) 608-222-9314

Bou-Matic Gascoigne Melotte – Sprl 31, Rue Jules Melotte • 4350 Remicourt - Belgium
T +32 (0) 19 54 42 66 • F +32 (0) 19 54 55 44 • E info@bgm-sprl.com